



# SMART LESSON PLANS

Only from



1 (800) 627-2829

Call for a free catalog

Ages

4-12

15-30 min.

## MATERIALS

- Coffee filters
- ✓ Liquid Watercolor™
- ✓ Bingo Bottles (pre-fill)
- Paper towels
- Table salt

### Optional:

Scissors

✓ = in our catalog

## BENEFITS

*Art is good brain food! This art idea helps children develop:*

### Cognitive/Thinking Skills

- Decision making
- Problem solving
- Experiments with cause & effect

### Emotional/Feeling Skills

- Motor pleasure
- Intense visual stimulation

### Social/Relating Skills

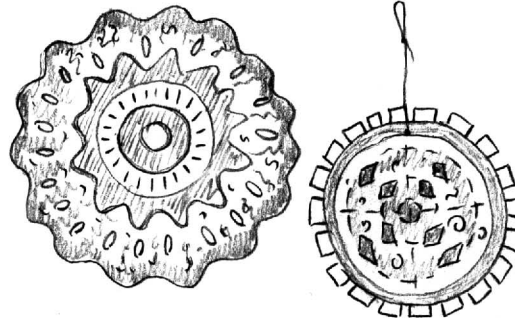
- Shares and Takes Turns
- Respects others work space
- Shows pride in work

### Physical/Coordinating Skills

- Works within boundaries
- Eye-hand-brain Coordination

### Literacy & Language Development

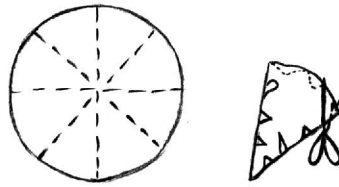
- Develops understanding of "art" vocabulary & process
- Communicates ideas
- Holds a 2-way conversation



## Salt Crystal Coffee Filters

### STEP 1: Fold Filter

Fold filter in half several times. Optional: Make "snow flake" cut-outs at sides



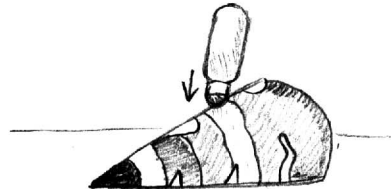
### STEP 2: Begin Coloring at Center

Using Liquid Watercolor™ in Bingo Bottles, saturate filters with paint. Start at center.



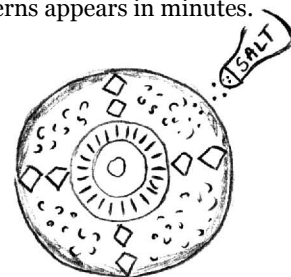
### STEP 3: Continue Rows of Color

Continue rows of color, changing colors frequently, until filter is completely saturated.



### STEP 4: Open & Add Salt

Open filter, lay on drying paper, sprinkle with table salt while still wet. Salt crystal patterns appears in minutes.



## CLASSROOM TIPS

### Extensions

Laminate and hang colored filters from ceiling. Tape to window. Create huge flowers. Fold in half for semi-circle journal cover. Make a "Kaleidoscope" print by placing wet colored filter between two pieces of paper, then "pressing" with hands.

### Vocabulary

Fold, Blend, Shape, Symmetry, Salt Crystals, Pattern, Texture

**Free Art Ideas!** Find more art, crafts & curriculum ideas at [www.earlychildhood.com](http://www.earlychildhood.com)